

# ECLIPSE CROSS





# CROSS OVER TO EXTRAORDINARY

The Mitsubishi Eclipse Cross defies ordinary. Indeed, it's a mid-sized SUV that will stand out from any crowd.

From the trademark front grille to the coupe style roof line and truly distinctive rear, this is a seriously stand out design. And its talents go more than skin deep. Superbly spacious with a commanding view of the road, it is robust with Mitsubishi's 4x4 heritage.

In short, this petrol powered SUV with 4WD offers all the features and benefits you'd expect from the marque.





"looks distinctive enough to be recognisable in this crazily crowded market" Top Gear

"handsome and distinctive, sporty and exciting looking... It certainly doesn't resemble any other SUV on sale." The Express

---





"before properly putting the Eclipse Cross to the test, it already has an advantage over all that other bland stuff in this sector, and that's authenticity. Mitsubishi makes four-wheel drives that are tough and designed to do the job..." Car magazine

---





# THE 4x4 CROSSOVER FROM 4x4 EXPERTS

With five World Rally Championship titles and more Dakar Rally wins than anyone else, Mitsubishi is the true master of all-wheel-drive. And, although much simpler than the 4x4 system used on the rallying Lancers, the Eclipse Cross uses a similar control system.

S-AWC gathers information on steering, brakes, driveline and yaw, then controls the 4x4 system and the brakes across the axles to direct torque to the wheel with most grip and optimise it for the terrain.

The result is a vehicle which doesn't just look the part. It is a vehicle which really does offer increased straight line stability, enhanced cornering and increased traction and control, even when the going gets a little tough.

And even two-wheel-drive Eclipse Cross models achieve enhanced levels of stability and cornering performance courtesy of Active Yaw Control, since AYC controls the front braking forces to help the driver maintain the intended driving line through corners.






# TAMING THE TARMAC EVERY DAY

Of course most of the time most of your driving will take place on smooth tarmac and under clear skies. So the Mitsubishi Eclipse Cross is set up for maximum comfort and minimal stress.

Driven by a 1.5 turbo direct injection petrol engine with Auto Stop & Go, it provides truly impressive power and performance for its size. It also ensures a spread of torque more usually associated with a diesel, which means that it responds willingly from really low revs yet still reacts promptly at the top end. And it's quite amazingly quiet too.



"the Eclipse Cross is a solid all-rounder, one that feels impressively well screwed together." Autocar

---





Mated to this engine is a choice of a sporty, short-throw 6-speed manual transmission or a CVT auto with 8-speed sport mode and manual override. This new generation Continuously Variable Transmission provides power seamlessly for a smoother ride and reduced power loss. And it's truly efficient, ensuring fuel consumption returns similar to those of the manual.







## FIVE STAR SAFETY

The Eclipse Cross secured maximum points in many of the Euro NCAP vehicle safety tests, and shone particularly brightly in those for both Adult Protection and Pedestrian Protection – the latter often an element of concern for SUVs.



Of course, you'd expect nothing less from a company with Mitsubishi's pedigree. As with all Mitsubishi vehicles the proprietary RISE (Reinforced Impact Safety Evolution) system integrates and interconnects the structural elements, providing a dramatic advance in multidirectional impact safety performance, dispersing energy loads during front, side and rear crashes and controlling distortion.

But it is the raft of active safety features which really sets this SUV apart. Stability and traction control systems, Forward Collision Mitigation and Lane Departure Warning, cruise control, a reversing camera, really clever braking systems, daytime running lights and seven airbags are standard on the entire range. Eclipse Cross Dynamic adds front and rear parking sensors and Eclipse Cross Exceed also features a 360° camera with Blind Spot Warning and Rear Cross Traffic Alert, Lane Change Assist and Adaptive Cruise Control.





All Eclipse Cross vehicles feature a Forward Collision Mitigation system which provides an audible warning and braking assistance at speeds of up to 50mph, and in NCAP tests it avoided or mitigated collisions every

single time. But on the Eclipse Cross Exceed models this is enhanced and works in conjunction with the Adaptive Cruise Control to provide braking assistance at speeds of up to 110mph. It will even apply the parking brake.

**ADAPTIVE CRUISE CONTROL (ACC)**



**FORWARD COLLISION MITIGATION (FCM)**







## SMARTER IN EVERY WAY IMAGINABLE

A distinctive, driver-centric cockpit is enhanced by exceptional levels of specification. Automatic air conditioning, electric windows and door mirrors, even heated seats you might expect, but all Eclipse Cross models are also fitted with Smartphone link Display Audio, housed in a neat screen on top of the dash. So now you can maximise on all the features of your Smartphone and it means that mapping is current and traffic updates live. You can even talk to your car using your phone's voice control system or, if you prefer, operate it with the touch pad controller.







"For Apple iOS we used the CarPlay\* system which mirrors the iPhone it's connected to. We found the system to be excellent." The Express

---

\*Apple CarPlay is a trademark of Apple Inc., registered in the U.S. and other countries



# YOUR SPACE, YOUR DRIVE

One of the everlasting joys of driving an SUV is its lofty attitude and, much as you'd expect from the 4x4 experts, the Eclipse Cross' position is even more advantageous than most.

Access is easy and the interior generous, with plenty of room for six-footers in the rear and exceptionally adjustable seats that enable you to favour people or parcels at will.

And, as always with Mitsubishi, the difference is in the detail, with privacy glass as standard and an amazing panoramic glass sunroof on the top of the range to let the outside in to your very own space.







#### POWER PANORAMIC SUNROOF

The stylish twin sunroofs with outer sliding glass open up the atmosphere for the driver and all passengers. Each shade can be separately operated to let in refreshing sunlight.



"The Eclipse Cross carves a lot of people space from its compact footprint." Top Gear



# MITSUBISHI AFTERSALES CARE

With a new Mitsubishi, you not only get a safe and reliable vehicle that is a real pleasure to drive, you also become part of the Mitsubishi family. And as our nearest and dearest, we want you to feel protected should you ever encounter a problem – that's why we have me&my, which encompasses a wide range of benefits:

- A comprehensive **five-year, 62,500-mile warranty** (please ask your Authorised Mitsubishi Dealer for full details)
- The **Mitsubishi Assistance Package (MAP)**, which provides the reassurance of roadside or home breakdown assistance for the first three years following registration. It includes vehicle recovery following a breakdown or accident, help if your vehicle is stolen or vandalised, and even if you should accidentally fill up with the wrong fuel. 24/7 cover extends to over 30 countries throughout Europe. So wherever you are and whatever you're doing, if the unexpected does happen help is always at hand
- In the unfortunate event of an accident we have **Mitsubishi First** – our customer support service for all Mitsubishi drivers. No matter which insurer you use, Mitsubishi First smoothes your progress through an insurance claim, handling everything on your behalf – and all at absolutely no cost to you

**And once you're part of the family... it's service with a smile.**

A **Mitsubishi Service Plan**, purchased at the same time as your vehicle, covers the first three scheduled services for a modest sum. It can be included in your vehicle's finance and transferred to a new owner if you sell.

Mitsubishi Motors also offer superior insurance cover at a competitive price which is specifically designed for Mitsubishi vehicles and uses only genuine parts and approved repair centres.

**me&my** MITSUBISHI

## BUY YOUR NEW MITSUBISHI ONLINE



### FIND YOUR PERFECT NEW MITSUBISHI FROM THE COMFORT OF YOUR OWN HOME

We've taken the inconvenience out of buying a new car. Our new online system will help you find your perfect Mitsubishi. No haggling. No surprises. You don't even need to leave the house.

#### HOW BUYING ONLINE WORKS

##### 1. SET YOUR BUDGET

Decide how much you want to pay and choose finance to suit you

##### 2. PART EXCHANGE

Get a valuation for your existing car

##### 3. SELECT YOUR MODEL

Choose from a range of Mitsubishi models

##### 4. ADD OPTIONS AND EXTRAS

Choose colours, interior, accessories and extras

##### 5. CHECKOUT

Complete your purchase online

##### 6. COLLECTION / DELIVERY

Collect your new car or have it delivered to your home or workplace

#### WITH MITSUBISHI BUY ONLINE, YOU'RE IN COMPLETE CONTROL



##### BOOK A TEST DRIVE TO SUIT YOU

It's up to you if and when you take a test drive. Mitsubishi Buy Online lets you book a test drive at any step along the way. Pick a time to suit you at any of our dealerships across the country.



##### COMPLETE FLEXIBILITY

You can save your chosen model, part exchange valuation and finance preferences at any point along your Buy Online journey. Your Mitsubishi will be saved in your customer account, ready to pick up where you left off.



##### COMPARE AND CONTRAST DEALS AND MODELS

You can adjust your finance preferences, compare deals and find out more about your chosen options.



For full details visit [buy.mitsubishi-motors.co.uk](http://buy.mitsubishi-motors.co.uk). Terms and conditions apply



# VEHICLE FINANCE

## A QUICK GUIDE TO MITSUBISHI FINANCE

Drive away in your new or used vehicle with a finance arrangement that is right for you. You might not even need an upfront payment, and payments are fixed for the duration of the agreement so you can budget more easily. Our range of finance choices means you can find the right one to suit you.

Please note that some of the finance options shown below may not be available for Mitsubishi Buy Online.

### HIRE PURCHASE



- Flexible deposit options – 0% deposit may be available subject to status
- Balance (plus fixed interest) pay over the chosen period 1-5 years in equal monthly payments
- After all the payments have been made, you own the vehicle

### PERSONAL CONTRACT PURCHASE (PCP)



- Flexible deposit options – 0% deposit may be available subject to status
- Balance (plus fixed interest) pay over the chosen period 2-3.5 years in equal monthly payments. A significant proportion of the total amount payable has been deferred into the optional final lump sum payment
- At the end of your chosen period you have 3 options:
  - 1 Renew – part exchange it for a new model\*
  - 2 Retain – pay the final lump sum to own the vehicle
  - 3 Return – return the vehicle to Shogun Financial Services (under the goods return option)\*\*

### PERSONAL CONTRACT HIRE



- Flexible advanced rental
- Fixed regular rentals over 2-5 years
- At the end of the contract return the vehicle\*\*\*

### CONTRACT HIRE FOR BUSINESS CUSTOMERS



- Flexible advanced rental
- Fixed regular rentals over 2-5 years
- At the end of the contract return the vehicle\*\*\*

\* Subject to settlement of your existing finance agreement, new finance agreements are subject to status.

\*\* If the vehicle is in good condition and has not exceeded the agreed maximum mileage, you will have nothing further to pay. If the vehicle has exceeded the agreed maximum mileage, a charge for excess mileage will apply. Further information on what is considered good condition can be found at [www.mitsubishi-motors.co.uk/buy/finance](http://www.mitsubishi-motors.co.uk/buy/finance)

\*\*\* No ownership option. The vehicle must be returned to us in a condition that meets the BVRLA Fair wear and tear' guidelines, otherwise charges may be incurred. Fair wear and tear guidelines can be found on the BVRLA website at [www.bvrla.co.uk](http://www.bvrla.co.uk). Excess mileage charges will apply if you exceed the agreed contract mileage.

For full details visit [www.mitsubishi-motors.co.uk/buy/finance](http://www.mitsubishi-motors.co.uk/buy/finance). Terms and conditions apply

Finance is subject to status and is only available to UK residents aged 18 and over. Credit products are provided by Shogun Finance Limited, trading as Shogun Financial Services, St Williams House, Tresillian Terrace, Cardiff, CF10 5BH. Contract Hire is provided by Shogun Vehicle Leasing (a trading style of Lex Autolease Ltd, SK3 ORB).



# ACCESSORISE YOUR ECLIPSE CROSS

The Mitsubishi Eclipse Cross is the brand new face of Mitsubishi, and it's a very handsome face too. Keep it in showroom-perfect condition with the special Protection Pack shown here, comprising of a front mat set, mud guards, boot tray and protection plates for those areas which suffer the most. Opposite and overleaf you will find further approved accessories to make the Eclipse Cross an even more perfect fit for your lifestyle, all of which benefit from a three-year 62,500-mile warranty if fitted at the time of purchase. So before you place your order, consider carefully: talk to your dealer or visit the Eclipse Cross accessories website at [www.mitsubishi-motors.co.uk/accessories](http://www.mitsubishi-motors.co.uk/accessories) and make sure you make the most of your choice.



1. Front mud guards
2. Rear mud guards
3. Door entry guards (set of 4)
4. Boot tray
5. Textile mat set, Classic\*
6. Rear bumper top protector

The above items form the Eclipse Cross Protection Pack, available at a special price. All items are also available separately.

\*Door entry guard set shown is not part of the Protection Pack, but is available separately.






- 7. Side extension set
- 8. Front corner extension set
- 9. Rear corner extension set
- 10. Front styling element
- 11. Tailgate garnish
- 12. Rear styling element







- 13. Roof bars (various attachments available)
- 14. Rear dog guard
- 15. Child seat BABY-SAFE Plus (0-13kg/0-12/15 months)
- 16. Child seat G0/1S (0-18kg/0-48 months)
- 17. Child seat DUO Plus (9-18kg/9-48 months)
- 18. Tow bar, detachable (design may differ from that shown - fixed type also available)
- 19. Cargo floor net

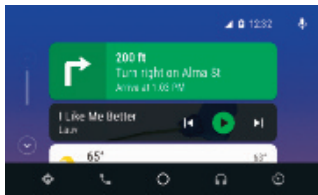




# SMARTPHONE LINK DISPLAY AUDIO

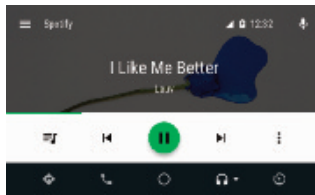
androidauto

For more information:  
[www.android.com/auto/](http://www.android.com/auto/)



## HOME SCREEN

Android Auto automatically brings you useful information, and organises it into simple cards that appear when they're needed.



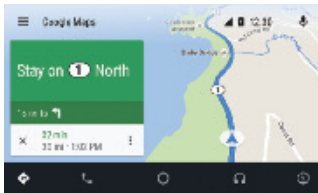
## MUSIC

With on-demand access to 35 million songs, Google Play™ Music allows you to stream endless music on the road.



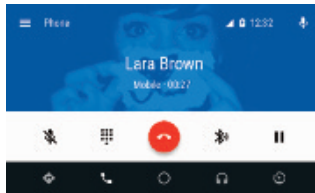
## APPS

Android Auto makes it easy to access your favourite apps and content in your car. Check out more Apps for Android Auto at <https://g.co/androidauto>



## MAPS

Let Google Maps™ guide you to your destination with live traffic data. If you can't get online, you can save an area from Google Maps to your phone in advance and use it when you're offline.



## PHONE/MESSAGES

With Android Auto, you can make calls, check your voicemails and send/receive text messages using voice control.




To talk to Google, hold the voice recognition button on the steering wheel.

You can say:

- Navigate to Heathrow Airport.
- US dollar rate.
- Play my "Driving at night" playlist.
- and more.

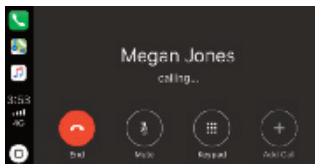


For more information:  
[www.apple.com/ios/carplay](http://www.apple.com/ios/carplay)



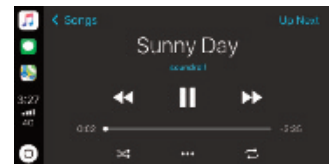
## HOME SCREEN

CarPlay features Siri voice control to operate the navigation/maps, hands-free phone, and SMS while driving on or off-road.



## PHONE

Siri will guide you if you want to make calls, return missed calls, and listen to voicemail while driving to your destination safely.



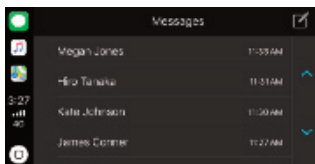
## MUSIC

Play your favourite artists, songs or playlists from your iPhone by using Siri. You can also enjoy hit tunes from Apps like Apple Music and Spotify.



## MAPS

Apple Maps gives you turn-by-turn directions and traffic conditions. Maps can also use the addresses from your email, text messages, contacts, and calendar events to help you get to where you are going next.



## MESSAGES

No more texting or reading while driving because Siri can send, read, and reply to your text messages for you. Simply tell Siri what to do.



You can ask Siri by holding the voice recognition button on the steering wheel.

You can say:

- Play "Sunny Day".
- How's the weather tomorrow?
- Where's a good restaurant?
- and more.



## NOTES

- Android, Android Auto, Google Play and other marks are trademarks of Google Inc.
- iPhone, iPod, Siri and Apple CarPlay are trademarks of Apple Inc., registered in the U.S. and other countries.
- In order to activate Android Auto or CarPlay, the smartphone's operating system (OS) must be Android 5.0 (Lollipop) or higher / iOS 8 or higher.

- Android Auto and CarPlay may not work as expected if the mobile signal/data reception is poor or unavailable.
- Not all smartphone Apps are compatible with Android Auto or CarPlay.
- Some features or apps may not be available for all countries or all areas.



# VERVE

1.5 PETROL 2WD MANUAL



## KEY FEATURES

- 16" alloy wheels
- 2WD Active Yaw Control (2WD models only)
- 7 airbags
- Anti-lock Braking System (ABS) with Electronic Brake-force Distribution (EBD)
- Apple CarPlay™\*\*\* & Android Auto™\*\*\*\* compatibility
- Automatic lights & wipers
- Brake Assist (BA)
- Bluetooth hands free connection\*
- Climate control air conditioning
- Cruise control
- Electric heated door mirrors with side indicators
- Forward Collision Mitigation system (FCM)
- Hill Start Assist (HSA)
- Lane Departure Warning (LDW)
- LED daytime running lights
- Privacy glass
- Projection halogen headlights with auto high beam
- Rear spoiler
- Reversing camera
- Smartphone link Display Audio (SDA) with DAB radio & 6 speakers
- Touch pad controller
- Wheel arch moulding

# DESIGN SE

1.5 PETROL 2WD MANUAL  
1.5 PETROL 2WD AUTOMATIC (CVT)



## KEY FEATURES

### SPECIFICATION AS VERVE PLUS:

- 18" alloy wheels
- Available in the following colours:  
Atlantic Grey (Metallic)  
Frost White (Solid)  
Lightning Blue (Perleascent)

\*Please note that Mitsubishi cannot guarantee compatibility with all mobile phones and Bluetooth devices with the handsfree system fitted to this vehicle. Please check with the mobile phone manufacturer for further information on compatibility.

\*\*Apple CarPlay is a trademark of Apple Inc., registered in the U.S. and other countries

\*\*\*Android is a trademark of Google LLC



# DYNAMIC

1.5 PETROL 2WD MANUAL  
1.5 PETROL 2WD AUTOMATIC (CVT)  
1.5 PETROL 4WD AUTOMATIC (CVT)



## KEY FEATURES

### SPECIFICATION AS DESIGN SE PLUS:

- Auto dimming rear view mirror
- Dual zone climate control
- Electric, heated & folding door mirrors with indicators
- Electronic parking brake with brake auto hold (CVT only)
- Front and rear parking sensors
- Gloss black front bumper
- Head-Up Display (HUD)
- Heated front seats
- High grade fabric seat trim with silver stitch
- Keyless Operation System (KOS) with engine start/stop
- LED interior illumination
- On-demand 4WD with push-button mode selector (CVT 4WD only)
- Silver lower door garnish
- Silver and chrome upper grille
- Sound reducing windscreen
- Steering column mounted shift paddles (CVT only)

# EXCEED

1.5 PETROL 2WD MANUAL  
1.5 PETROL 4WD AUTOMATIC (CVT)



## KEY FEATURES

### SPECIFICATION AS DYNAMIC PLUS:

- 360° camera
- Adaptive Cruise Control (ACC) (CVT only)
- Black leather interior with orange stitch & power driver's seat adjustment
- Blind Spot Warning (BSW)
- Lane Change Assist (LCA)
- LED headlights with wash function
- Power panoramic roof
- Rockford Fosgate premium 9 speaker system
- Rear Cross Traffic Alert (RCTA)



# Technical Features

		Verve Manual 2WD	Design SE / Dynamic / Exceed Manual 2WD	Design SE / Dynamic Auto 2WD	Dynamic / Exceed Auto 4WD
Performance					
Engine type		1.5L Turbocharged direct injection MIVEC ECI multi			
Fuel type		Unleaded			
Displacement	cc	1499			
Max. output	kW (PS) at rpm	120 (163) / 5,500			
Max. torque	Nm (lb.ft) at rpm	250 (184) / 2,400-4,500			
Acceleration 0-62 mph	secs	9.7			10.4
Maximum speed	mph (km/h)	127 (205)		124 (200)	

Emissions & Economy - WLTP					
WLTP - CO2- Low Speed	g/km	224	224	229	241
WLTP - CO2 - Medium Speed	g/km	158	166	170	184
WLTP - CO2 - High Speed	g/km	145	154	160	172
WLTP - CO2 - Extra High Speed	g/km	178	186	199	207
WLTP - CO2 - Combined	g/km	170	177	185	196
WLTP - MPG - Low Speed	lts/100km (mpg)	9.9 (28.5)	9.9 (28.5)	10.0 (28.2)	10.6 (26.6)
WLTP - MPG - Medium Speed	lts/100km (mpg)	7.0 (40.4)	7.4 (38.2)	7.5 (37.7)	8.1 (34.9)
WLTP - MPG - High Speed	lts/100km (mpg)	6.4 (44.1)	6.8 (41.5)	7.0 (40.4)	7.6 (37.2)
WLTP - MPG - Extra High Speed	lts/100km (mpg)	7.9 (35.8)	8.2 (34.4)	8.8 (32.7)	9.2 (30.7)
WLTP - MPG - Combined	lts/100km (mpg)	7.5 (37.7)	7.8 (36.2)	8.2 (34.4)	8.7 (32.5)

Weights & Volumes					
Seating capacity		5			
Fuel tank capacity	lts	63			60
Gross vehicle weight	kgs	2,050		2,150	
Kerb weight	kgs	1,425	1,460	1,495	1,555
Braked towing capacity	kgs	1,600			
Unbraked towing capacity	kgs	750			
Wading depth	mm	400			

Dimensions		
Exterior	length x width x height mm	4405 x 1805 x 1685
Ground clearance (unladen)	mm	183
Track Front / Rear	mm	1545 / 1545
Wheelbase	mm	2670
Approach angle	degree	20.3
Departure angle	degree	30.8
Ramp breakover angle	degree	19.5

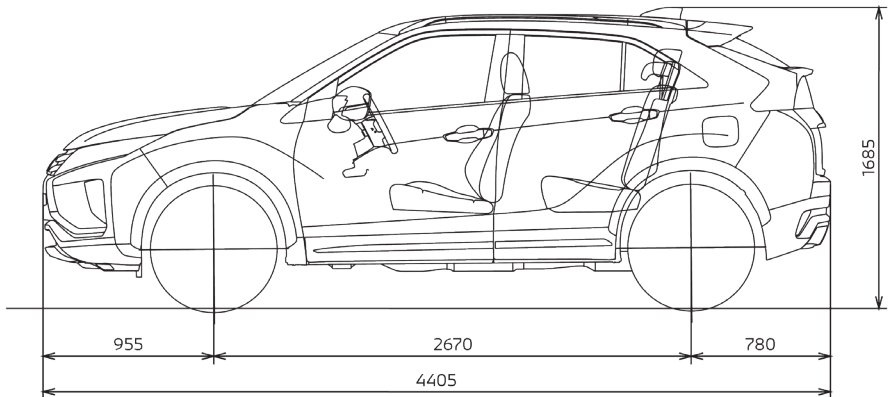
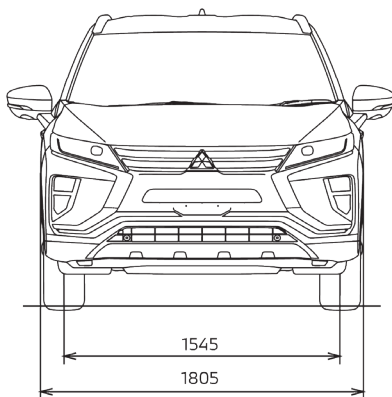
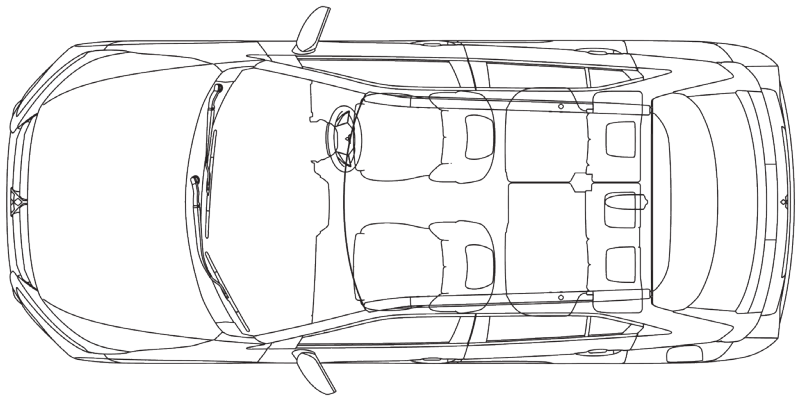

Driveline / Transmission		
Transmission	Manual	Automatic (CVT)
Drivetrain, type	2WD	4WD
Steering	Rack and pinion with electronic power steering	
Tyres & wheels	215/70R16 & 16"x6.5J light alloy	225/55R18 & 18"x7.0 J light alloy

Servicing/Warranty	
Servicing	12,500 miles/12 months
Warranty	5 year / 62,500 miles

Figures shown are for comparability purposes; only compare fuel consumption and CO<sub>2</sub> figures with other cars tested to the same technical procedures. These figures may not reflect real life driving results, which will depend upon a number of factors including the accessories fitted (post-registration), variations in weather, driving styles and vehicle load.



"If you want a 4x4 family car, the Eclipse Cross is a very compelling and capable package for a surprisingly low cost." Parkers long-term test



All measurements in millimetres.



# STANDARD AND OPTIONAL EQUIPMENT

## SECURITY AND SAFETY FEATURES

Verve Petrol  
2WD Manual

Design SE Petrol  
2WD Manual / 2WD Auto

Dynamic Petrol  
2WD Manual / 2WD & 4WD Auto

Exceed Petrol  
2WD Manual / 4WD Auto

SECURITY				
Thatcham CAT 1 alarm	■	■	■	■
Deadlocks	■	■	■	■
Immobiliser	■	■	■	■
Locking wheel nuts	■	■	■	■
Steering lock	■	■	■	■
Visible VIN	■	■	■	■

SAFETY				
Anti-lock Braking System (ABS) with Electronic Brake-force Distribution (EBD)	■	■	■	■
Active Stability Control (ASC) with Traction Control (TCL)	■	■	■	■
2WD Active Yaw Control (AYC)	■	■	■	■
Front, side, curtain & knee airbags	■	■	■	■
Front passenger airbag deactivation switch	■	■	■	■
Blind Spot Warning (BSW)	-	-	-	■
Brake Assist (BA)	■	■	■	■
Emergency Stop Signal system (ESS)	■	■	■	■
Forward Collision Mitigation system (FCM)	■	■	■	■
Rear high-mounted stop lamp	■	■	■	■
Hill Start Assist (HSA)	■	■	■	■
2nd row ISO-Fix child seat mountings (x2)	■	■	■	■
Lane Change Assist (LCA)	-	-	-	■
Lane Departure Warning (LDW)	■	■	■	■
Rear Cross Traffic Alert (RCTA)	-	-	-	■
RISE (Reinforced Impact Safety Evolution) body safety system	■	■	■	■
Seatbelt warning lamp	■	■	■	■
Tyre Pressure Monitoring System (TPMS)	■	■	■	■

## EXTERIOR FEATURES

EXTERIOR STYLING				
16" alloy wheels	■	-	-	-
18" black/silver alloy wheels	-	■	■	■
Colour keyed mirrors & handles	■	■	■	■
Black material front bumper centre	■	■	-	-
Gloss black front bumper centre	-	-	■	■
Silver front grille	■	■	-	-
Silver front grille with chrome accent	-	-	■	■
Silver front skid plate	■	■	■	■
Metallic, Pearlescent or Diamond paint finish	OPT	OPT	OPT	OPT
Power panoramic sunroof	-	-	-	■
Side and rear window privacy glass	■	■	■	■
Colour keyed rear spoiler	■	■	■	■
Black roof rails	■	■	■	■
Black side sill garnish	■	■	-	-
Silver side sill garnish	-	-	■	■
Chrome tailgate handle	■	■	■	■
Black wheelarch garnishes	■	■	■	■

EXTERIOR FUNCTIONAL				
Central door locking	■	■	■	■
LED daytime running lights	■	■	■	■
Electric heated door mirrors with side indicators	■	■	-	-

■ : Standard    OPT : Option at additional cost    - : Not available

# STANDARD AND OPTIONAL EQUIPMENT

## EXTERIOR FEATURES

	Verve Petrol 2WD Manual	Design SE Petrol 2WD Manual / 2WD Auto	Dynamic Petrol 2WD Manual / 2WD & 4WD Auto	Exceed Petrol 2WD Manual / 4WD Auto
EXTERIOR FUNCTIONAL CONTINUED				
Electric, heated & folding door mirrors with indicators	-	-	■	■
Front & rear fog lights	■	■	■	■
Automatic High Beam (AHB)	■	■	■	■
Dusk sensing headlights	■	■	■	■
LED headlights with auto levelling	-	-	-	■
Projector halogen headlights	■	■	■	-
Keyless Operation System (KOS) with engine start/stop	-	-	■	■
On Demand 4WD with Auto, Snow & Gravel - applies to 4WD models only	-	-	■	■
Front & rear parking sensors	-	-	■	■
Super All Wheel Control (S-AWC) - applies to 4WD models only	-	-	■	■
Silver rear skid plate	■	■	■	■
Silver front skid plate	■	■	■	■
Tyre inflation kit	■	■	■	■
Automatic rain sensors	■	■	■	■
Front variable wipers with washer	■	■	■	■
Rear windscreen wiper with washer	■	■	■	■

## INTERIOR FEATURES

AUDIO/COMMUNICATIONS				
360° parking camera	-	-	-	■
Shark fin aerial	■	■	■	■
Android Auto™ supported**	■	■	■	■
Apple CarPlay supported*	■	■	■	■
Bluetooth with music streaming***	■	■	■	■
DAB digital radio	■	■	■	■
Head-Up Display (HUD)	-	-	■	■
Reversing camera	■	■	■	■
Rockford Fosgate premium audio system with 9 speakers	-	-	-	■
Smartphone link Display Audio (SDA)	■	■	■	■
Smartphone tray	■	■	■	■
Steering wheel audio controls	■	■	■	■
Touch pad controller	■	■	■	■
Front twin USB port	■	■	■	■

## INTERIOR STYLING

Gloss black dashboard trim	■	■	■	■
Fabric door trim inserts	■	■	■	-
Black interior door handles	■	■	-	-
Chrome interior door handles	-	-	■	■
Leather door trim inserts	-	-	-	■
Black leather gear knob	■	■	■	■
Leather gearshift knob & handbrake lever	■	■	■	■
Needle punch floor carpet	■	■	■	■
Leather steering wheel	■	■	■	■

## INTERIOR FUNCTIONAL

Auto Stop & Go (AS&G)	■	■	■	■
Brake auto hold	-	-	■	■
Front & rear electric windows	■	■	■	■
Engine start/stop button	-	-	■	■
Electronic parking brake	-	-	■	■

■ : Standard    OPT : Option at additional cost    - : Not available

\*Apple CarPlay is a trademark of Apple Inc., registered in the U.S. and other countries  
\*\*Android is a trademark of Google LLC.  
\*\*\*Please note that Mitsubishi cannot guarantee compatibility with all mobile phones and Bluetooth devices with the handsfree system fitted to this vehicle. Please check with the mobile phone manufacturer for further information on compatibility.



# STANDARD AND OPTIONAL EQUIPMENT

INTERIOR FEATURES	Verve Petrol 2WD Manual	Design SE Petrol 2WD Manual / 2WD Auto	Dynamic Petrol 2WD Manual / 2WD & 4WD Auto	Exceed Petrol 2WD Manual / 4WD Auto
INTERIOR FUNCTIONAL CONTINUED				
Leather handbrake	■	■	-	-
Colour LCD multi information display	■	■	■	■
Tachometer	■	■	■	■
Trip computer	■	■	■	■

CONVENIENCE				
Rear 12V socket	■	■	■	■
Climate control	■	■	-	-
Dual zone climate control	-	-	■	■
Front door bottle holders	■	■	■	■
Cruise control	■	■	■	2WD
Adaptive Cruise Control (ACC)	-	-	-	4WD
Illuminated front cup holders	■	■	■	■
Cargo room underfloor compartment	■	■	■	■
Floor console box with lid	■	■	■	■
Driver's footrest	■	■	■	■
Glovebox	■	■	■	■
Lights-on warning buzzer	■	■	■	■
Luggage area lamp	■	■	■	■
Retractable luggage cover	■	■	■	■
Power steering	■	■	■	■
Auto dimming rear view mirror	-	-	■	■
Retractable assist grips (x4)	■	■	■	■
Sunglasses holder	■	■	■	■
Front sunvisors with vanity mirrors	■	■	■	■
Tilt & telescopic steering column adjustment	■	■	■	■

LIGHTING				
Front & rear interior lamps	■	■	■	■
Drink holder illumination - LED	■	■	■	■
Smartphone tray illumination - LED	■	■	■	■
Map reading lamps	■	■	■	■

SEATS				
Front seat heaters	-	-	■	■
Height adjustable front headrests	■	■	■	■
Height adjustable rear headrests	■	■	■	■
Slide & recline adjustable rear seats	■	■	■	■
8 way electric drivers seat	-	-	-	■
Height adjustable driver's seat	■	■	■	■
Front seatbelts with pre-tensioners	■	■	■	■
3-point rear seatbelts (x3)	■	■	■	■
Rear centre armrest	-	-	■	■
Fabric seat trim	■	■	■	-
Black leather seats	-	-	-	■
60/40 split rear seats	■	■	■	■

■ : Standard    OPT : Option at additional cost    - : Not available

## COLOUR OPTIONS AND SEAT TRIMS



STERLING SILVER (M)



BRONZE (M)



LIGHTNING BLUE (P)



RED DIAMOND (D)



WHITE PEARL (P)



FROST WHITE (S)



AMETHYST BLACK (P)




ATLANTIC GREY (M)


EXTERIOR COLOUR		Verve	Design SE	Dynamic	Exceed
Sterling Silver (M)	U25	■	-	■	■
Bronze (M)	C21	■	-	■	■
Lightning Blue (P)	D06	■	■	■	■
Red Diamond (D)	P62	■	-	■	■
White Pearl (P)	W13	■	-	■	■
Frost White (S)	W37	■	■	■	■
Amethyst Black (P)	X42	■	-	■	■
Atlantic Grey (M)	U17	■	■	■	■
Seats		Fabric (Black)	High Grade Fabric (Black)	Leather (Black/Silver Stitching)	Leather (Black/Orange Stitching)
Door Trim		Fabric Inserts (Black)	Fabric Inserts (Black)	Fabric Inserts (Black)	Leather-look Inserts (Black)
Headlining		Knitted Fabric (Grey)			
Floor Carpet		Needle Punch (Black)			

■ : Available M: Metallic\* P: Pearlescent\* D: Diamond\* S: Solid


\*Metallic/pearlescent/diamond paint finish available at additional cost. Colours and trims reproduced on these pages may vary from the actual colours due to the limitations of the printing process used.



BLACK FABRIC  
(VERVE & DESIGN SE)



HIGH GRADE BLACK  
FABRIC (DYNAMIC)



BLACK LEATHER  
(EXCEED)



## MITSUBISHI MOTORS RECYCLING

This brochure is packed full of information about our brilliant new Eclipse Cross. We hope that you enjoyed reading it and if you have any questions, we're always here to help. You can ask your local dealer - full contact details can be found at <https://www.mitsubishi-motors.co.uk/dealer-locator>, just pop-in or give them a call or get in touch with our customer services on 01285 647774 or [customer.services@mitsubishi-cars.co.uk](mailto:customer.services@mitsubishi-cars.co.uk).

This brochure has been produced by an ISO14001 environmentally accredited printer where all processes are managed and materials recycled. The paper used to produce this brochure is from sustainable forests, chlorine free and from an ISO14001 accredited mill. This brochure is fully recyclable.



MitsubishiUK



MitsubishiUK



YouTube

MitsubishiTV



MitsubishiUK

We all have a duty to protect the environment. After a long working life we will take back any Mitsubishi Motors vehicle originally sold by The Colt Car Company Ltd. and recycle it in an environmentally friendly manner in accordance with the EU Directive on End-of-Life Vehicles and any applicable national statutory provisions.

All Mitsubishi Motors vehicles sold by The Colt Car Company Ltd., irrespective of date of sale, will be taken back free of charge from the last owner, at one of the designated take-back points, provided the vehicle contains all major components and is free of waste.

For further information please visit [www.cartakeback.com](http://www.cartakeback.com), email [info@cartakeback.com](mailto:info@cartakeback.com) or call the Cartakeback info-line on 0845 257 32 33.

Mitsubishi Motors policy is one of continuous product development and the right is reserved to change specification, features and prices without prior notice. The specification of vehicles illustrated in this publication may not be applicable to the UK market. Although every effort has been made to ensure that the written information was accurate, up-to-date and consistent with UK specification at the time of going to press, this brochure should not be regarded as infallible and, as such, does not constitute an offer for the sale of any particular vehicle. No part of this publication may be reproduced in any form or by any means, without the prior written permission of The Colt Car Company Limited.

Head Office: The Colt Car Company Limited, Watermoor, Cirencester, Glos. GL7 1LF  
Website: [www.mitsubishi-motors.co.uk](http://www.mitsubishi-motors.co.uk)