

SHOGUN SPORT



**MITSUBISHI
MOTORS**

Drive your Ambition

The Mitsubishi Shogun Sport brings the all-terrain legacy of the iconic Shogun bang up to date, with an adaptable dependable chassis, advanced driving technology, head-turning looks, and the latest in-car comfort and entertainment. Distinctively contemporary, stylishly sleek and ruggedly solid, the Shogun Sport has been designed to stand out.

At the front, eye-catching LED headlamps and daytime running lights blend with a distinctive horizontal grille and low-mounted front fog lamps to create an all-new signature look. Custom-matched 18" alloy wheels and a bold shoulder-line accentuate the rugged profile, while the one-piece tailgate and distinctive rear LED lamps leave a lasting impression. Step inside and you get a spacious and warmly inviting seven-seat interior, which offers up to 1,488 litres (VDA) of load volume with the rear seats folded down, as well as a wealth of technology to keep you entertained and safe on the road. If you want to conquer the great outdoors in style, then the Mitsubishi Shogun Sport really is the best of all worlds.

TAKE ON THE WILD IN STYLE



CONQUER THE OPEN ROAD



Wherever you're headed, the Mitsubishi Shogun Sport has been designed to make long road trips comfortable and relaxing. The all-aluminium 2.4-litre turbo diesel produces 181PS and 430Nm of torque. It works seamlessly with an all-new 8-speed automatic transmission and Mitsubishi's advanced Super Select II all-wheel-drive for the best blend of grip and performance. That means fuel efficiency up to 32.8mpg (combined) and CO2 emissions 227g/km.

Every journey starts seamlessly, thanks to keyless entry and a simple start/stop button, while premium features such as an electronic parking brake and electric power-folding mirrors, take the pressure off the driver from the start. On the move, we've thought of everything to make driving easier, including steering column-mounted shift paddles, automatic headlights, rain sensors, and cruise control with an adjustable speed limiter. We've even added Adaptive Cruise Control on the Shogun Sport 4.

ROOM FOR ADVENTURE

With seating for seven people, and up to 1,488 litres (VDA) of load volume (with the rear seats folded down), the Mitsubishi Shogun Sport is the perfect base camp for your next expedition with family and friends. Second-row passengers benefit from the same attention to comfort as the driver and front passenger, with rear electric windows and privacy glass as standard.

Inside the Mitsubishi Shogun Sport, there's plenty of room in which to fit your life: 1000mm load length with the third-row seats dropped down. 1,660mm load length with third and second-row seats folded. 1,280mm of load width, with 1,000mm between the arches. 880mm of load height. An easy-to-load floor height of just 840mm.

A silver Mitsubishi Shogun Sport is shown driving on a gravel road that winds through a hilly, mountainous landscape. The car is in the lower-left quadrant of the frame, moving towards the right. The background features rolling hills and mountains under a cloudy sky. The overall tone is rugged and adventurous.

THE ROUGH & THE SMOOTH

Whether you're on-road or off-road, the Mitsubishi Shogun Sport delivers the sort of outstandingly rugged – and simple-to-use – all-terrain performance that you would expect from a company with decades of off-road experience.

Mitsubishi's Super Select II all-wheel-drive lets you pick the blend of grip and performance to suit the conditions, while lockable centre and rear differentials add an extra degree of control and confidence for even the trickiest of terrains (see below). Add in clever safety features such as ABS with Electronic Brakeforce Distribution, Hill Start Assist and Hill Descent Control, and you've got the perfect blend of easy-to-use on-road and off-road performance that can take you anywhere.

PRIME POSITION

The Mitsubishi Shogun Sport was designed to offer a high level of comfort for every passenger. Black leather seats (with power adjustment for the driver and front passenger) and a stylish leather steering wheel and shift knob are standard, along with dual-zone climate control and electric windows. The Shogun Sport 4 adds heated front seats.

The Smartphone Link Display Audio* comes with six speakers, DAB radio and connectivity through Bluetooth®, USB and HDMI. Apple CarPlay** or Android Auto** can be accessed using the touchscreen or voice control, giving you plenty of ways to connect music, podcasts and phone calls. The Shogun Sport 4 trim offers an upgraded eight-speaker system with a 510W amplifier for an even greater acoustic performance.

*Please note that Mitsubishi cannot guarantee compatibility with all mobile phones and Bluetooth devices with the handsfree system fitted to this vehicle. Please check with the mobile phone manufacturer for further information on compatibility.

**Apple CarPlay is a trademark of Apple Inc., registered in the U.S. and other countries

***Android is a trademark of Google LLC.





A SAFE PAIR OF HANDS

ULTRASONIC MIS-ACCELERATION MITIGATION SYSTEM*

Helps prevent accidental application of the accelerator when you're stationary or moving slower than 6mph, reducing the likelihood of low-speed impacts while you're parking your vehicle.

ACTIVE STABILITY CONTROL

Helps you maintain control in slippery conditions and during emergency manoeuvres. If the system detects a loss of grip, it works with the anti-lock braking system (ABS) to apply braking force to selected wheels. This helps the tyres to maintain traction and the driver to retain control.

BLIND SPOT WARNING*

This system detects vehicles in your blind spot and alerts you with an indicator in your side mirrors, helping to reduce the likelihood of accidents while you're passing other cars – or when you're being passed.

FORWARD COLLISION MITIGATION SYSTEM*

Using advanced radar technology, this system watches the road ahead, and warns the driver of potential accidents. It then automatically applies the brakes if needed, to help avoid or reduce the risk of damage.

*Model specific

LEAVE OTHERS IN YOUR WAKE

With an unladen ground clearance of 218mm and a wading depth of 700mm*, the Mitsubishi Shogun Sport has been designed to tackle the toughest off-road conditions.

The Shogun Sport's approach angle of 30 degrees and a departure angle of 24.2 degrees allow it to tackle steep inclines with ease, while an extended wheelbase of 2,800mm doesn't just create increased legroom for rear passengers – it also offers an impressive ramp breakover of 23.1 degrees for the tightest of peaks.



30°
Approach angle



23.1°
Ramp breakover angle



24.2°
Departure angle

PULLING POWER

Thanks to its all-aluminium 2.4-litre turbo-diesel engine, – with 430Nm of low-end torque, available from 2,500rpm – the Mitsubishi Shogun Sport offers up to 3,100kg of towing capacity.

The Shogun Sport's advanced Super Select II all-wheel-drive system offers an efficient blend of grip and pulling power, both on-road and off-road. We've even thought about how to make attaching trailers easier. The Shogun Sport 3 includes a reversing camera with rear parking sensors, while the Shogun Sport 4 adds a 360° camera and front parking sensors.

Trailer Stability Assist

The Mitsubishi Shogun Sport comes equipped with Trailer Stability Assist, which detects 'trailer swing' when a trailer starts to oscillate during road driving. It controls individual wheel slip to prevent it. The system also warns drivers behind by flashing the brake lights on.



SHOGUN SPORT 3



SHOGUN SPORT 4

SPECIFICATION;

- Rear seat overhead air vents with central control panel
- Cruise control and adjustable speed limiter
- Remote central locking and alarm system
- Speed-sensitive auto door locks
- Keyless operation with engine start/stop button
- Black leather seats with power front seats
- Leather steering wheel and shift knob
- Smartphone Link Display Audio (SDA) with 6 speakers
- DAB radio
- Bluetooth® hands-free telephone connection
- USB x2 and HDMI connections
- Front/side/curtain/driver's knee SRS airbags
- Steering wheel tilt and telescopic adjustments
- Electronic parking brake
- Steering column-mounted shift paddles
- Automatic lights on/off and rain sensor
- Auto-dimming rear view mirror
- 8-speed automatic transmission
- Super Select II (SS4-II) 4WD system with Off-Road Mode
- Hill Descent Control
- Rear Differential Lock
- Active Stability and Traction Control
- ABS with Electronic brake force Distribution
- Hill Start Assist
- Trailer Stability Assist
- 7 seats
- 18" alloy wheels
- Privacy glass
- LED headlamps with auto-levelling
- LED daytime running lights
- Front fog lamps
- Reversing camera
- Rear parking sensors
- Electric folding door mirrors with side indicators
- Front and rear electric windows
- Dual-zone climate control

Please note that Mitsubishi cannot guarantee compatibility with all mobile phones and Bluetooth devices with the handsfree system fitted to this vehicle. Please check with the mobile phone manufacturer for further information on compatibility.



SPECIFICATION AS SHOGUN SPORT 3 PLUS;

- 360° camera
- Blind Spot Warning
- Forward Collision Mitigation system
- Adaptive Cruise Control
- Ultrasonic Mis-acceleration Mitigation System (UMS)
- Front parking sensors
- Headlamp washers
- 8 speakers with 510W amplifier
- Front seat heaters



ACCESSORIES

The Mitsubishi Shogun Sport is ready for a personal touch. Find approved accessories to make the Shogun Sport an even more perfect fit for your lifestyle, all of which benefit from a three-year 62,500-mile warranty if fitted at the time of purchase. So before you place your order, consider carefully: talk to your dealer or visit the Shogun Sport accessories website at www.mitsubishi-motors.co.uk/accessories and make sure you make the most of your choice.


1. Wheelarch extension
2. 18" alloy wheels
3. Roof carrier
4. Rear spoiler
5. Boot tray
6. Side wind defectors
7. Rear spoiler
8. Rear corner extension



SMARTPHONE LINK DISPLAY AUDIO



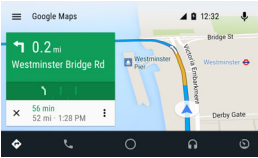
Apple CarPlay is a smarter way to operate your iPhone through your in-car entertainment. It uses the Siri voice control available through your iPhone to make calls, play music, send text messages and use maps on the go – all without lifting a finger. You can even use specially designed apps through your in-car display.



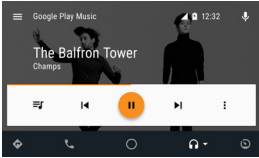
Apple CarPlay is a trademark of Apple Inc., registered in the U.S. and other countries



Android Auto™ allows any compatible Android device to connect and take advantage of smartphone features while driving. It automatically brings you useful information when you need it, whilst using voice technology to allow you to play music, send messages and utilise other functions while you concentrate on the road.



Android is a trademark of Google LLC.



Deep Bronze (M)



Imperial red (P)



Atlantic Grey (M)



Sterling Silver (M)



Polar White (S)



Cosmos Black (P)

EXTERIOR COLOUR	Shogun Sport 3	Shogun Sport 4
Sterling Silver (M)	■	■
Deep Bronze (M)	■	■
Imperial Red (P)	■	■
Atlantic Grey (M)	■	■
Polar White (S)	■	■
Cosmos Black (P)	□	■
Seats	Leather (Black)	Leather (Black)
Door trim	Front & Rear Inserts Leather (Black)	Front & Rear Inserts Leather (Black)
Headlining	Knitted Fabric (Beige)	
Floor carpet	Needle Punch (Black)	

■ : Available □ : Not Available M : Metallic* S : Solid P : Pearlescent* D : Diamond*

*Metallic, Pearlescent & Diamond paint finish available at additional cost

MITSUBISHI AFTERSALES CARE

With a new Mitsubishi, you not only get a safe and reliable vehicle that is a real pleasure to drive, you also become part of the Mitsubishi family. And as our nearest and dearest, we want you to feel protected should you ever encounter a problem – that’s why we have me&my, Which encompasses a wide range of benefits:

- A comprehensive **five-year, 62,500-mile warranty** (please ask your Authorised Mitsubishi Dealer for full details)
- The **Mitsubishi Assistance Package (MAP)**, which provides the reassurance of roadside or home breakdown assistance for the first three years following registration. It includes vehicle recovery following a breakdown or accident, help if your vehicle is stolen or vandalised, and even if you should accidentally fill up with the wrong fuel. 24/7 cover extends to over 30 countries throughout Europe. So wherever you are and whatever you’re doing, if the unexpected does happen help is always at hand.
- In the unfortunate event of an accident we have **Mitsubishi First** – our customer support service for all Mitsubishi drivers. No matter which insurer you use, Mitsubishi First smooths your progress through an insurance claim, handling everything on your behalf – and all at absolutely no cost to you.

And once you’re part of the family... it’s service with a smile.

A **Mitsubishi Service Plan**, purchased at the same time as your vehicle, covers the first three scheduled services for a modest sum. It can be included in your vehicle’s finance and transferred to a new owner if you sell.

Mitsubishi Motors also offer superior insurance cover at a competitive price which is specifically designed for Mitsubishi vehicles and uses only genuine parts and approved repair centres.



BUY YOUR NEW MITSUBISHI ONLINE



FIND YOUR PERFECT NEW MITSUBISHI FROM THE COMFORT OFYOUR OWN HOME

We’ve taken the inconvenience out of buying a new car. Our new online system will help you find your perfect Mitsubishi. No haggling. No surprises. You don’t even need to leave the house.

HOW BUYING ONLINE WORKS

1. SET YOUR BUDGET

Decide how much you want to pay and choose finance to suit you

2. PART EXCHANGE

Get a valuation for your existing car

3. SELECT YOUR MODEL

Choose from a range of Mitsubishi models

4. ADD OPTIONS AND EXTRAS


Choose colours, interior, accessories and extras


5. CHECKOUT


Complete your purchase online

6. COLLECTION/DELIVERY

Collect your new car or have it delivered to your home or workplace

 It’s up to you if and when you take a test drive. Mitsubishi Buy Online lets you book a test drive at any step along the way. Pick a time to suit you at any of our dealerships across the country.

 You can save your chosen model, part exchange valuation and finance preferences at any point along your Buy Online journey. Your Mitsubishi will be saved in your customer account, ready to pick up where you left off.

 You can adjust your finance preferences, compare deals and find out more about your chosen options.

For full details visit buy.mitsubishi-motors.co.uk. Terms and conditions apply




VEHICLE FINANCE

HOW BUYING ONLINE WORKS

Drive away in your new or used vehicle with a finance arrangement that is right for you. You might not even need an upfront payment, and payments are fixed for the duration of the agreement so you can budget more easily. Our range of finance choices means you can find the right one to suit you.

Please note that some of the finance options shown below may not be available for Mitsubishi Buy Online.

HIRE PURCHASE



Flexible deposit options – 0% deposit may be available subject to status

Balance (plus fixed interest) pay over the chosen period 1-5 years in equal monthly payments

After all the payments have been made, you own the vehicle

PERSONAL CONTRACT PURCHASE (PCP)




Flexible deposit options – 0% deposit may be available subject to status

Balance (plus fixed interest) pay over the chosen period 2-3.5 years in equal monthly payments. A significant proportion of the total amount payable has been deferred into the optional final lump sum payment

At the end of your chosen period you have 3 options:
1 Renew – part exchange it for a new model*
2 Retain – pay the final lump sum to own the vehicle
3 Return – return the vehicle to Shogun Financial Services (under the goods return option)**

PERSONAL CONTRACT HIRE




Flexible advanced rental

Fixed regular rentals over 2-5 years

At the end of the contract return the vehicle***

CONTRACT HIRE FOR BUSINESS CUSTOMERS



Flexible deposit options – 0% deposit may be available subject to status

Flexible deposit options – 0% deposit may be available subject to status

Flexible deposit options – 0% deposit may be available subject to status

* Subject to settlement of your existing finance agreement, new finance agreements are subject to status.

** If the vehicle is in good condition and has not exceeded the agreed maximum mileage, you will have nothing further to pay. If the vehicle has exceeded the agreed maximum mileage, a charge for excess mileage will apply. Further information on what is considered good condition can be found at www.mitsubishi-motors.co.uk/owners.

*** No ownership option. The vehicle must be returned to us in a condition that meets the BVRLA Fair wear and tear’ guidelines, otherwise charges may be incurred. Fair wear and tear guidelines can be found on the BVRLA website at www.bvrla.co.uk. Excess mileage charges will apply if you exceed the agreed contract mileage.

For full details visit buy.mitsubishi-motors.co.uk/buy/finance. Terms and conditions apply

Finance is subject to status and is only available to UK residents aged 18 and over. Credit products are provided by Shogun Finance Limited, trading as Shogun Financial Services, 116 Cockfosters Rd, Barnet, EN4 0DY. Contract Hire is provided by Shogun Vehicle Leasing (a trading style of Lex Autolease Ltd, SK3 0RB).

TECHNICAL SPECIFICATIONS

Shogun Sport 3 / Shogun Sport 4 2.4 DI-D 4WD Automatic		
PERFORMANCE		
Engine type	In-line 4-cylinder 16-valve DOHC diesel engine, turbocharger with intercooler	
Fuel system	Electronically controlled common rail direct injection	
Displacement	cc	2442
Bore x stroke	mm	86.0 x 105.1
Compression ratio	15.5	
Max. output	kw (PS) at rpm	133 (181) / 3500
Max. torque	Nm (lb.ft) at rpm	430 (317) / 2500
Maximum speed	mph (kph)	112 (180)
Acceleration 0-62 mph	secs	11.0
Fuel type	Diesel	

EMISSIONS & ECONOMY		
Fuel consumption	Urban mode	10.4 (27.2)
lts/100km (mpg)	Extra urban mode	7.6 (37.2)
	Combined mode	8.6 (32.8)
CO2 emissions	g/km	227
Emissions compliance	EU-6b	

SUSPENSION & STEERING		
Front axle	Independent, double wishbone and coil springs with stabiliser bar	
Rear axle	3-link coil springs with stabiliser bar	
Brakes	Anti-lock Braking System with Electronic Brakeforce Distribution (ABS + EBD), Brake Assist (BA), Trailer Stability Assist (TSA), Hill Start Assist (HSA) and Emergency Stop signal System (ESS)	
	Front	320mm (12.6") ventilated discs
	Rear	300mm (11.8") ventilated discs
Steering	Rack and pinion, power-assisted	
Min. turning circle	m (ft)	11.2 (36.7)
Tyres	265/60R18 110H	
Wheels	18 x 7.5J alloy	

Figures shown are for comparability purposes. Only compare fuel consumption and CO2 figures with other cars tested to the same technical procedures. These figures may not reflect real life driving results, which will depend upon a number of factors including the accessories fitted (post-registration), variations in weather, driving styles and vehicle load. * There is a new test for fuel consumption and CO2 figures. The figures shown however were achieved using the outgoing test procedure

Shogun Sport 3 / Shogun Sport 4 2.4 DI-D 4WD Automatic	
DRIVELINE & TRANSMISSION	
Type	Super Select (SS4-II) 4WD system with Off Road Mode, Hill Descent Control and Rear Differential Lock. Active Stability and Traction Control (ASTC).
Transmission	8-speed Automatic with Sports Mode, manual shift facility and paddle shift.
Clutch	Torque converter

DIMENSIONS		
Exterior	l x w x h	mm
		4785 x 1815 x 1805
Cargo room length 3rd row folded	mm	1000
(at top of backrests) 2nd & 3rd row folded	mm	1575
Cargo room width	mm	1280
Width between wheelarches	mm	1000
Cargo room height	mm	885
Cargo floor height	mm	840
Ground clearance (unladen)	mm	218
Track Front / Rear	mm	1520 / 1515
Wheelbase	mm	2800
Approach angle	degrees	30.0
Departure angle	degrees	24.2
Ramp breakover	degrees	23.1

WEIGHTS & VOLUMES		
Seating capacity		7
Fuel tank capacity	lts (imp.galls)	68 (15.0)
Gross vehicle weight	kg	2710
Kerb weight	kg	2100 / 2105
Braked towing capacity	kg	3100
Unbraked towing capacity	kgs	750
Trailer nose weight	kg	125
Roof loading capacity	kg	80

SERVICING & WARRANTY	
Service intervals	Every 12,500 miles or 12 months, whichever occurs first
Warranty	Every 12,500 miles or 12 months, whichever occurs first



STANDARD AND OPTIONAL EQUIPMENT

	Shogun Sport 3	Shogun Sport 4
SECURITY		
Alarm system	■	■
Central door locking including tailgate, remote	■	■
Immobiliser, engine	■	■
Keyless operation system	■	■
Locking wheel nuts	■	■
Visible VIN	■	■

SAFETY		
360-degree camera with steering wheel switch	-	■
ABS with Electronic Brakeforce Distribution	■	■
Active Stability and Traction Control (ASTC)	■	■
Airbag SRS, driver's and front passenger's	■	■
Airbag SRS, driver's knee protection	■	■
Airbags SRS, front seat side and full-length curtain	■	■
Blind Spot Warning	-	■
Brake Assist (BA)	■	■
Child proof rear door locks	■	■
Emergency Stop signal System (ESS)	■	■
Fog lamp, rear	■	■
Forward Collision Mitigation system (FCM)	-	■
High-mount stop lamp, rear	■	■
Hill Descent Control (HDC) and Off Road Mode	■	■
Hill Start Assist (HSA)	■	■
ISO-Fix child seat mountings, 2nd row	■	■
LED daytime running lights	■	■
Parking sensors, front	-	■
Parking sensors, rear	■	■
Rear view mirror, auto-dimming	■	■
Reversing camera	■	■
RISE (Reinforced Impact Safety Evolution)	■	■
Seatbelts, ELR with pretensioners and force limiters, front	■	■
Seatbelts, ELR 3-point x 3, 2nd row	■	■
Seatbelts, ELR x 2, 3rd row	■	■
Spped limiter, adjustable	■	■
Speed sensitive auto door locks	■	■
Trailer Stability Assist (TSA)	■	■
Ultrasonic Mis-acceleration Mitigation System (UMS)	-	■

	Shogun Sport 3	Shogun sport 4
STYLING EXTERIOR		
18" alloy wheels, black/silver	■	■
Door handles, chrome	■	■
Door mirrors, chrome with side indicator lamps	■	■
Front grille, chrome	■	■
Metallic or pearlescent paint finish	OPT	OPT
Mud guards, rear	■	■
Privacy glass, rear door/rear quarter/tailgate windows	■	■
Rear lamps, LED type	■	■
Roof rails, silver	■	■
Side steps	■	■
Side window mouldings, chrome	■	■

FUNCTIONAL		
Automatic lights on/off	■	■
Door mirrors, electric with folding function	■	■
Fog lamps, front	■	■
Headlamps, LED type with auto-levelling	■	■
Headlamp washers	-	■
Spare wheel, full size	■	■
Wipers, front with rain sensor	■	■
Wipers, front, variable intermittent with washer	■	■
Wiper, rear, intermittent with washer	■	■
Window demister with timer, rear	■	■

AUDIO/NAVIGATION/COMMUNICATIONS		
Aerial, element type, in windscreen	■	■
Bluetooth®*** hands-free telephone connection with music streaming and voice control - Apple CarPlay* & Andriod Auto supported **	■	■
DAB radio	■	■
Smartphone link Display Audio (SDA) with 7" touch screen	■	■
6 speakers (4 + 2 tweeters)	■	-
8 speakers (4 + 4 tweeters) with 510W amplifier	-	■
USB x2 and HDMI connections, in floor console box	■	■

*Apple CarPlay is a trademark of Apple Inc., registered in the U.S. and other countries
**Android is a trademark of Google LLC.
***Please note that Mitsubishi cannot guarantee compatibility with all mobile phones and Bluetooth devices with the handsfree system fitted to this vehicle. Please check with the mobile phone manufacturer for further information on compatibility.

STANDARD AND OPTIONAL EQUIPMENT

	Shogun Sport 3	Shogun Sport 4
STYLING INTERIOR		
Centre panel and front door accents, silver	■	■
Dashboard centre and floor console panels, gloss black	■	■
Door trim inserts, leather-look	■	■
Door inner handles, chrome	■	■
Gearshift knob, leather-wrapped, black	■	■
Seat trim, leather-faced, black	■	■
Steering wheel, 4-spoke leather-wrapped, black	■	■

CONVENIENCE		
Access support grip x4	■	■
Air conditioning, dual-zone climate control with air filter	■	■
Cargo room hook x2	■	■
Coat hanger x2	■	■
Cruise control	■	-
Cruise control, adaptive (ACC)	-	■
Cup holders, front, in floor console	■	■
Cup holders, 2nd row, in centre armrest	■	■
Cup holders, 3rd row, on wheelarch trim	■	■
Door pockets, front and rear with bottle holders	■	■
Floor console box with centre armrest	■	■
Footrest, driver's	■	■
Front seat backrest pocket, driver's and passenger's side	■	■

CONVENIENCE CONTINUED		
Glove box, illuminated and lockable	■	■
Luggage area under-floor compartment	■	■
Retractable assist grip x6	■	■
Rear cooler with roof mounted air vents (control panel above 2nd row)	■	■
Steering wheel mounted controls, left - 360 camera/ remote audio/Bluetooth®	■	■
Steering wheel mounted controls, right - cruise control/speed limiter/ACC/MID info	■	■
Sunglasses pocket	■	■
Sunvisors, driver's with ticket holder/passenger's with vanity mirror	■	■

	Shogun Sport 3	Shogun Sport 4
FUNCTIONAL		
4WD mode selector, dial type on floor console	■	■
Accessory socket x3 - front/floor console box/cargo area	■	■
Electric windows, front and rear, with driver's window one-touch open/close and anti-trapping mechanism	■	■
Electronic parking brake	■	■
ECO drive assist with score indicator	■	■
Engine start/stop button	■	■
Fuel lid opener, remote	■	■
Keyless operation system	■	■
Multi-information LCD display (MID)	■	■
Shift paddles on steering column	■	■
Steering wheel, tilt & telescopic adjustments	■	■

LIGHTING		
Front and rear door courtesy lamps	■	■
Interior lamp, front, with map lamps	■	■
Interior lamp, rear, with map lamps	■	■
Luggage/cargo area lamp	■	■

SEAT		
Armrest, front centre	■	■
Armrest, 2nd row - centre folding with built-in cup holders	■	■
Head restraints, front - height adjustable x 2	■	■
Head restraints, 2nd row - height adjustable x 3	■	■
Head restraints, 3rd row - height adjustable x 2	■	■
Seats, front - power adjustment x 2	■	■
Seats, front - heated x 2	-	■
Seats, front - seatbelt height adjustment	■	■
Seats, front - sliding/reclining	■	■
Seats, 2nd row - 60/40 split folding/reclining	■	■
Seats, 2nd row - tumble folding function	■	■
Seats, 3rd row - 50/50 split folding	■	■

■ : Standard OPT : Option at additional cost - : Not available

MITSUBISHI MOTORS RECYCLING

We made this brochure small to save trees but packed it full of information about our brilliant Shogun Sport. We hope that you enjoyed reading it and if you have any questions, we're always here to help. You can ask your local dealer - full contact details can be found at <https://www.mitsubishi-motors.co.uk/dealer-locator>, just pop-in or give them a call or get in touch with our customer services on 01285 647774 or customer.services@mitsubishi-cars.co.uk.

This brochure has been produced by an ISO14001 environmentally accredited printer where all processes are managed and materials recycled. The paper used to produce this brochure is from sustainable forests, chlorine free and from an ISO14001 accredited mill. This brochure is fully recyclable.



MitsubishiUK



MitsubishiUK



YouTube

MitsubishiTV



MitsubishiUK

We all have a duty to protect the environment. After a long working life we will take back any Mitsubishi Motors vehicle originally sold by The Colt Car Company Ltd. and recycle it in an environmentally friendly manner in accordance with the EU Directive on End-of-Life Vehicles and any applicable national statutory provisions.

All Mitsubishi Motors vehicles sold by The Colt Car Company Ltd., irrespective of date of sale, will be taken back free of charge from the last owner, at one of the designated take-back points, provided the vehicle contains all major components and is free of waste.

For further information please visit www.cartakeback.com, email info@cartakeback.com or call the Cartakeback info-line on 0845 257 32 33.

Mitsubishi Motors policy is one of continuous product development and the right is reserved to change specification, features and prices without prior notice. The specification of vehicles illustrated in this publication may not be applicable to the UK market. Although every effort has been made to ensure that the written information was accurate, up-to-date and consistent with UK specification at the time of going to press, this brochure should not be regarded as infallible and, as such, does not constitute an offer for the sale of any particular vehicle. No part of this publication may be reproduced in any form or by any means, without the prior written permission of The Colt Car Company Limited.

Head Office: The Colt Car Company Limited, Watermoor, Cirencester, Glos. GL7 1LF
Website: www.mitsubishi-motors.co.uk